

ARTICLE CODE
S602FA-80A

S602FA Series



Contact Type

Model Name: S4

Main Features:

- Compact design, 80A contact switch-over capability;
- Small contact resistance, high stability of electric contact;
- Strong anti-shock and anti-vibration capability;
- Low power consumption of coils, low temperature rise;
- Contact break & make function can be manually operated outside;
- Shunt can be welded or copper conductor be connected

CONTACT Parameter

contact type	1A/1B
contact material	Silver Alloy
contact resistance	$\leq 2m\Omega$
contact load	80A, 250VAC
Max. Transfer power	20000VA
moment striking current Max.	$\geq 3000A$
mechanical life	1×10^6
electrical endurance	1×10^4

CHARACTERISTICS

insulating resistance		1000M Ω (500VDC)
medium	between contact and coil	4000VAC 1min
	contact open	2000VAC 1min
close time		20msec, Max
off time		20msec, Max
impact	stability	100m/s ² (10g)
	intensity	1000m/s ² (100g)
vibration		10~55Hz 1.5mm
humidity		98%RH, 40°C
temperature		-25~+55°C
exit side		PCB
Weight		45g
packing		boot

COIL

coil consumption	unicoil: 1.0W double coil: 2.0w
------------------	---------------------------------

COIL parameter

voltage rating (VDC)	actuating voltage (VDC)	Impulse width (ms)	Coil resistance (Ω)
unicoil			
6	4.5	50	36 $\Omega \pm 10\%$
9	6.3	50	75 $\Omega \pm 10\%$
12	8.4	50	145 $\Omega \pm 10\%$
24	16.8	50	576 $\Omega \pm 10\%$
Double coiled			
6	4.5	50	18 $\Omega \pm 10\%$
9	6.3	50	37.5 $\Omega \pm 10\%$
12	8.4	50	72.5 $\Omega \pm 10\%$
24	16.8	50	288 $\Omega \pm 10\%$

Typical Application of the Relay:

1: Mainly used for IC-card-prepayment based electric energy meters

Model 485 meters with the break & make function used in centralized meter reading system;

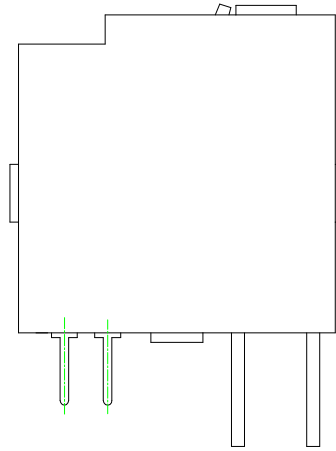
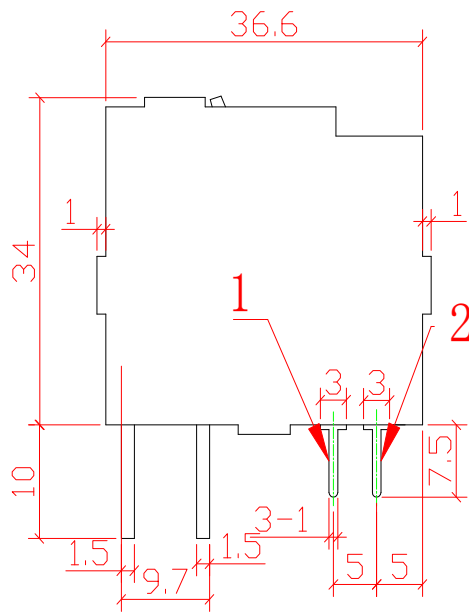
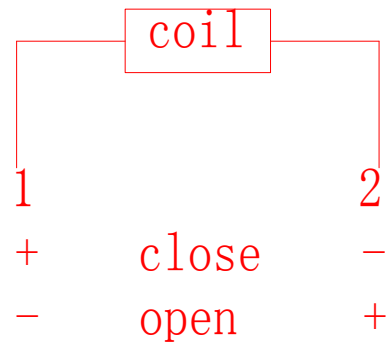
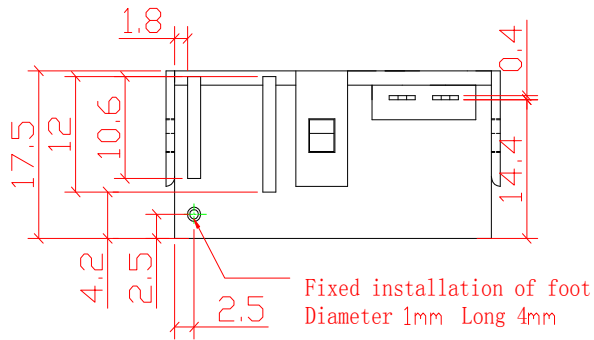
2: It might also be used for combination switches of electric power factor compensation

switch-capacitor, home appliances and automatic control devices.

Typical Uses

- Smart Meter
- Power Composite switch
- Intelligent Lighting Control
- Electric remote control
- Home Intelligent Control

Dimensions (mm) 、Wiring diagram



Dimensions (mm) 、Wiring diagram

